
On Tuesday, October 21, 2025, at or before 4:59 p.m., agenda was posted at the front doors of City Hall, on the bulletin board in the lobby of City Hall, and on the City of Bethany website: cityofbethany.org. The City of Bethany encourages participation from all its citizens. If participation at any public meeting is not possible due to a disability, notification to the City Clerk at least 48 hours prior to the scheduled meeting is encouraged to make the necessary accommodations. The City may waive the 48-hour rule if signing is not the necessary accommodation.

AGENDA

BETHANY ECONOMIC DEVELOPMENT AUTHORITY

THURSDAY, OCTOBER 23, 2025
12:00 P.M.

BETHANY CITY HALL
6700 NW 36TH ST
BETHANY OK

Call to Order

1. Consent Docket:
 - A. Approval of Minutes from the October 9, 2025, Regular BEDA Meeting.
 - B. Approval of Minutes from the September 30, 2025, Special Called BEDA Meeting.
2. Discussion and possible action on approval of an Economic Development Intern position to support the efforts of BEDA and the economic development in the city in an amount not to exceed \$1,800.
3. Discussion and review of completed traffic studies at the intersections of Council Road and 23rd Street, and Council Road and 39th Expressway.
4. Discussion and possible action to accept the Oklahoma Community Marketing Partnership Program Grant in an amount of \$9,700 and requiring a 1:1 match.
5. Discussion and possible action to accept one of the graphic design bids for Bethany's Business Marketing Material, not to exceed \$400.00.
6. Mayor's Report.
7. Community Development Report from Director Brett Crecelius.
8. City Manager's Report.
9. Roundtable and discussion.
10. New business. *(As defined by the Oklahoma Open Meeting Act § 311 (A) (9) as "matters not known about or which could not have reasonably been foreseen prior to the time of posting the agenda").*
11. Adjourn until November 13, 2025.

On Tuesday, October 7, 2025, at or before 4:59 p.m., agenda was posted at the front doors of City Hall, on the bulletin board in the lobby of City Hall, and on the City of Bethany website: cityofbethany.org.

MINUTES

BETHANY ECONOMIC DEVELOPMENT AUTHORITY

**THURSDAY, OCTOBER 9, 2025
12:00 P.M.**

**BETHANY CITY HALL
6700 NW 36TH ST, BETHANY OK**

MEMBERS PRESENT:	Dustin Stearman Lisa Looper Brian Rooney Joan Jenkinson	Chairman Vice Chair Secretary Trustee
MEMBERS ABSENT:	Joshua Young	Trustee
OTHERS PRESENT:	Elizabeth Gray Brett Crecelius Raquelynne Diaz	City Manager Community Development Dir. Community Development Assoc.

Chairman Stearman called the Bethany Economic Development Authority meeting to order at 12:02 P.M.

1. CONSENT DOCKET:

- A. APPROVAL OF MINUTES FROM THE SEPTEMBER 25, 2025, REGULAR BEDA MEETING.**
- B. APPROVAL OF MINUTES FROM THE SEPTEMBER 30, 2025, SPECIAL CALLED BEDA MEETING.**

Motion was made by Looper, seconded by Rooney to approve Consent Docket Item 1 (A) minutes from the September 25, 2025 Regular BEDA Meeting as presented and table Item 1 (B) minutes from the September 30, 2025 Special Called BEDA Meeting until the next meeting. YES votes: Stearman, Looper, Rooney, and Jenkinson. NO votes: None. ABSTAIN votes: None. Motion passed.

ITEM NO. 2 on the agenda was **PRESENTATION BY BETHANY IMPROVEMENT FOUNDATION (BIF) REGARDING THE VETERANS' PLAZA - DISCUSSION AND POSSIBLE ACTION BY BEDA.**

Motion was made by Looper, seconded by Jenkinson to support the location of BIF's Veterans' Plaza to be on City Hall grounds. YES votes: Stearman, Looper, Rooney, and Jenkinson. NO votes: None. ABSTAIN votes: None. Motion passed.

ITEM NO. 3 on the agenda was **MAYOR'S REPORT.**

ITEM NO. 5 on the agenda was **COMMUNITY DEVELOPMENT REPORT FROM DIRECTOR BRETT CRECELIUS.**

Mr. Crecelius gave update.

ITEM NO. 6 on the agenda was **CITY MANAGER'S REPORT.**

Ms. Gray gave update.

ITEM NO. 7 on the agenda was **ROUNDTABLE AND DISCUSSION.**

Discussed avenues to support future community events.

ITEM NO. 8 on the agenda was **NEW BUSINESS.** *(As defined by the Oklahoma Open Meeting Act § 311 (A) (9) as "matters not known about or which could not have reasonably been foreseen prior to the time of posting the agenda").*

ITEM NO. 9 on the agenda was **ADJOURN UNTIL OCTOBER 23, 2025.**

Chairman Stearman adjourned the Bethany Economic Development Authority meeting until October 23, 2025 at 1:02 P.M.

CITY CLERK

CHAIRMAN

On Friday, September 26, 2025, at or before 4:00 p.m., agenda was posted at the front doors of City Hall, on the bulletin board in the lobby of City Hall, and on the City of Bethany website: cityofbethany.org.

MINUTES

BETHANY ECONOMIC DEVELOPMENT AUTHORITY SPECIAL CALLED MEETING

**TUESDAY, SEPTEMBER 30, 2025
4:00 P.M.**

**BETHANY CITY HALL
6700 NW 36TH ST, BETHANY OK**

MEMBERS PRESENT:	Dustin Stearman Lisa Looper Joshua Young	Chairman Vice Chair Trustee
MEMBERS ABSENT:	Brian Rooney Joan Jenkinson	Secretary Trustee
OTHERS PRESENT:	Brett Crecelius Raquelynn Diaz	Community Development Dir. Community Development Assoc.

Chairman Stearman called the Bethany Economic Development Authority Special Called Meeting to order at 4:00 P.M.

ITEM NO. 1 on the agenda was **DISCUSSION AND POSSIBLE APPROVAL OF PROVIDING LUNCH FOR THE BEDA LUNCH & LEARN VENDOR IN AN AMOUNT NOT TO EXCEED \$600.**

Motion was made by Looper, seconded by Young to approve providing lunch for the BEDA Lunch & Learn vendor in an amount not to exceed \$600, as presented. YES votes: Stearman, Young, and Looper. NO votes: None. ABSTAIN votes: None. Motion passed.

ADJOURN

Chairman Stearman adjourned the Bethany Economic Development Authority special called meeting at 4:01 P.M.

CITY CLERK

CHAIRMAN



N Council Rd & NW 23rd St - TMC

Thu Sep 18, 2025

Full Length (12 AM-12 AM (+1))

All Classes (Lights, Articulated Trucks, Buses and Single-Unit Trucks)

All Movements

ID: 1336554, Location: 35.493281, -97.65425

Provided by: Traffic Engineering Consultants, Inc.
2770 Washington Dr., Suite 100, Norman, OK, 73069, US

Leg Direction	North Southbound					East Westbound					South Northbound					West Eastbound					Int
	R	T	L	U	App	R	T	L	U	App	R	T	L	U	App	R	T	L	U	App	
2025-09-18 12:00AM	0	9	1	0	10	1	2	3	0	6	2	21	1	0	24	0	1	0	0	1	41
12:15AM	1	11	0	0	12	1	1	1	0	3	2	18	3	0	23	2	0	0	0	2	40
12:30AM	0	10	0	0	10	1	0	0	0	1	0	24	1	0	25	0	3	0	0	3	39
12:45AM	1	9	0	0	10	0	0	2	0	2	1	10	1	0	12	0	0	0	0	0	24
Hourly Total	2	39	1	0	42	3	3	6	0	12	5	73	6	0	84	2	4	0	0	6	144
1:00AM	0	6	1	0	7	4	0	0	0	4	2	7	0	0	9	1	1	1	0	3	23
1:15AM	1	5	0	0	6	0	0	0	0	0	0	14	1	0	15	1	1	1	0	3	24
1:30AM	0	3	1	0	4	1	1	0	0	2	2	17	1	0	20	4	1	0	0	5	31
1:45AM	2	7	1	0	10	1	0	1	0	2	1	11	0	0	12	0	1	2	0	3	27
Hourly Total	3	21	3	0	27	6	1	1	0	8	5	49	2	0	56	6	4	4	0	14	105
2:00AM	1	8	0	0	9	0	0	0	0	0	0	15	0	0	15	0	0	0	0	0	24
2:15AM	0	5	0	0	5	2	0	1	0	3	1	9	1	0	11	1	1	0	0	2	21
2:30AM	0	8	1	0	9	0	0	0	0	0	1	19	0	0	20	0	0	1	0	1	30
2:45AM	1	7	0	0	8	0	1	0	0	1	4	14	0	0	18	1	0	0	0	1	28
Hourly Total	2	28	1	0	31	2	1	1	0	4	6	57	1	0	64	2	1	1	0	4	103
3:00AM	0	9	0	0	9	0	0	0	0	0	3	7	0	0	10	1	0	0	0	1	20
3:15AM	1	16	0	0	17	0	0	1	0	1	0	9	0	0	9	1	0	0	0	1	28
3:30AM	0	26	0	0	26	0	1	3	0	4	1	14	0	0	15	0	0	1	0	1	46
3:45AM	0	25	0	0	25	1	0	0	0	1	1	20	0	0	21	1	0	0	0	1	48
Hourly Total	1	76	0	0	77	1	1	4	0	6	5	50	0	0	55	3	0	1	0	4	142
4:00AM	2	31	1	0	34	1	0	0	0	1	3	18	0	0	21	1	0	0	0	1	57
4:15AM	0	54	1	0	55	0	0	4	0	4	3	20	0	0	23	2	0	1	0	3	85
4:30AM	0	98	1	0	99	1	1	6	0	8	0	9	0	0	9	1	0	2	0	3	119
4:45AM	0	57	0	0	57	2	1	1	0	4	1	17	0	0	18	0	0	0	0	0	79
Hourly Total	2	240	3	0	245	4	2	11	0	17	7	64	0	0	71	4	0	3	0	7	340
5:00AM	0	45	2	0	47	3	0	9	0	12	3	16	2	0	21	2	0	0	0	2	82
5:15AM	0	68	1	0	69	3	0	4	0	7	4	27	0	0	31	1	2	1	0	4	111
5:30AM	0	95	5	0	100	1	0	8	0	9	6	17	3	0	26	2	2	1	0	5	140
5:45AM	2	92	9	0	103	3	3	5	0	11	3	30	0	0	33	1	4	3	0	8	155
Hourly Total	2	300	17	0	319	10	3	26	0	39	16	90	5	0	111	6	8	5	0	19	488
6:00AM	1	96	4	0	101	4	0	10	0	14	9	36	1	0	46	2	4	5	0	11	172
6:15AM	4	107	9	0	120	10	2	16	0	28	5	53	1	0	59	5	2	6	0	13	220
6:30AM	6	109	12	0	127	8	7	13	0	28	19	78	1	0	98	6	9	8	0	23	276
6:45AM	5	87	25	0	117	19	18	22	0	59	20	71	6	0	97	5	22	12	0	39	312
Hourly Total	16	399	50	0	465	41	27	61	0	129	53	238	9	0	300	18	37	31	0	86	980
7:00AM	12	121	44	0	177	16	16	18	0	50	28	82	3	0	113	7	12	10	0	29	369
7:15AM	9	106	28	0	143	24	7	20	0	51	30	111	8	0	149	8	4	12	0	24	367
7:30AM	12	137	21	0	170	22	26	21	0	69	38	100	9	0	147	7	8	13	0	28	414
7:45AM	20	147	26	0	193	16	36	18	0	70	22	96	14	0	132	11	27	11	0	49	444
Hourly Total	53	511	119	0	683	78	85	77	0	240	118	389	34	0	541	33	51	46	0	130	1594
8:00AM	20	115	19	0	154	12	78	30	0	120	21	111	25	0	157	27	76	38	0	141	572
8:15AM	22	111	17	0	150	15	54	30	0	99	23	105	12	0	140	28	75	44	0	147	536
8:30AM	15	95	9	0	119	11	30	14	0	55	23	92	5	0	120	21	36	23	0	80	374
8:45AM	5	80	19	0	104	13	15	15	0	43	26	84	6	0	116	7	12	5	0	24	287
Hourly Total	62	401	64	0	527	51	177	89	0	317	93	392	48	0	533	83	199	110	0	392	1769
9:00AM	5	76	16	0	97	12	9	17	0	38	30	90	3	0	123	4	10	7	0	21	279
9:15AM	3	78	11	0	92	14	11	17	0	42	18	66	6	0	90	7	12	10	0	29	253
9:30AM	4	84	13	0	101	13	10	14	0	37	16	92	3	0	111	2	8	5	0	15	264
9:45AM	9	81	18	0	108	20	10	21	0	51	20	68	11	0	99	4	11	5	0	20	278
Hourly Total	21	319	58	0	398	59	40	69	0	168	84	316	23	0	423	17	41	27	0	85	1074
10:00AM	7	70	18	0	95	16	12	19	0	47	17	76	6	0	99	3	15	15	0	33	274
10:15AM	5	62	14	0	81	16	12	23	0	51	16	84	6	0	106	4	8	7	0	19	257
10:30AM	5	85	18	0	108	18	6	26	0	50	20	77	2	0	99	4	11	2	0	17	274
10:45AM	5	78	10	0	93	15	4	27	0	46	15	68	9	0	92	4	12	10	0	26	257

Leg Direction	North Southbound					East Westbound					South Northbound					West Eastbound					
Time	R	T	L	U	App	R	T	L	U	App	R	T	L	U	App	R	T	L	U	App	Int
Hourly Total	22	295	60	0	377	65	34	95	0	194	68	305	23	0	396	15	46	34	0	95	1062
11:00AM	7	67	9	0	83	16	14	26	0	56	18	92	8	0	118	7	13	5	0	25	282
11:15AM	5	92	14	0	111	11	17	22	0	50	35	77	5	0	117	6	18	13	0	37	315
11:30AM	6	86	16	0	108	25	11	23	0	59	30	91	9	0	130	9	15	2	0	26	323
11:45AM	7	64	18	0	89	15	18	26	0	59	23	70	7	0	100	5	10	6	0	21	269
Hourly Total	25	309	57	0	391	67	60	97	0	224	106	330	29	0	465	27	56	26	0	109	1189
12:00PM	3	83	14	0	100	19	16	26	0	61	25	79	8	0	112	13	17	9	0	39	312
12:15PM	6	79	23	0	108	24	17	21	0	62	17	89	11	0	117	7	15	5	0	27	314
12:30PM	3	81	16	0	100	21	17	34	0	72	24	98	4	0	126	4	6	6	0	16	314
12:45PM	8	96	13	0	117	18	9	33	0	60	20	94	8	0	122	12	6	12	0	30	329
Hourly Total	20	339	66	0	425	82	59	114	0	255	86	360	31	0	477	36	44	32	0	112	1269
1:00PM	6	74	21	0	101	17	6	33	0	56	19	93	4	0	116	4	11	3	0	18	291
1:15PM	7	70	21	0	98	17	7	32	0	56	22	78	9	0	109	4	3	9	0	16	279
1:30PM	6	97	12	0	115	20	7	29	0	56	24	123	4	0	151	5	4	7	0	16	338
1:45PM	5	94	27	0	126	19	18	23	0	60	30	118	8	0	156	9	19	14	0	42	384
Hourly Total	24	335	81	0	440	73	38	117	0	228	95	412	25	0	532	22	37	33	0	92	1292
2:00PM	7	87	20	0	114	27	7	27	0	61	25	116	6	0	147	7	11	7	0	25	347
2:15PM	14	87	20	0	121	19	13	32	0	64	25	125	6	0	156	5	9	9	0	23	364
2:30PM	7	98	24	0	129	26	14	28	0	68	20	141	8	0	169	5	20	7	0	32	398
2:45PM	8	100	22	0	130	31	19	29	0	79	24	123	5	0	152	13	12	15	0	40	401
Hourly Total	36	372	86	0	494	103	53	116	0	272	94	505	25	0	624	30	52	38	0	120	1510
3:00PM	16	101	23	0	140	26	31	29	0	86	26	156	15	0	197	6	11	3	0	20	443
3:15PM	10	101	14	0	125	26	45	33	0	104	27	146	11	0	184	6	12	9	0	27	440
3:30PM	12	96	26	0	134	30	37	38	0	105	27	143	10	0	180	28	92	37	0	157	576
3:45PM	11	117	21	0	149	36	18	43	0	97	23	145	9	0	177	19	56	37	0	112	535
Hourly Total	49	415	84	0	548	118	131	143	0	392	103	590	45	0	738	59	171	86	0	316	1994
4:00PM	12	114	20	0	146	32	22	41	0	95	32	191	9	0	232	13	28	15	0	56	529
4:15PM	12	109	15	0	136	26	19	29	0	74	19	190	12	0	221	11	31	21	0	63	494
4:30PM	5	130	22	0	157	21	20	37	0	78	23	176	8	0	207	9	10	10	0	29	471
4:45PM	7	142	16	0	165	29	14	45	0	88	25	181	5	0	211	5	10	10	0	25	489
Hourly Total	36	495	73	0	604	108	75	152	0	335	99	738	34	0	871	38	79	56	0	173	1983
5:00PM	10	116	20	0	146	29	17	38	0	84	29	215	5	0	249	5	11	11	0	27	506
5:15PM	10	153	20	0	183	36	24	24	0	84	36	190	11	0	237	7	7	6	0	20	524
5:30PM	6	119	25	0	150	27	23	42	0	92	34	178	11	0	223	11	21	18	0	50	515
5:45PM	10	104	23	0	137	29	26	33	0	88	18	166	6	0	190	6	12	8	0	26	441
Hourly Total	36	492	88	0	616	121	90	137	0	348	117	749	33	0	899	29	51	43	0	123	1986
6:00PM	6	124	18	0	148	22	19	27	0	68	18	136	4	0	158	13	19	10	0	42	416
6:15PM	7	129	19	0	155	20	18	27	0	65	14	147	6	0	167	14	18	11	0	43	430
6:30PM	3	92	22	0	117	16	9	24	0	49	25	127	7	0	159	4	8	4	0	16	341
6:45PM	5	97	25	0	127	22	14	29	0	65	21	112	8	0	141	5	8	8	0	21	354
Hourly Total	21	442	84	0	547	80	60	107	0	247	78	522	25	0	625	36	53	33	0	122	1541
7:00PM	6	85	19	0	110	25	13	18	0	56	18	110	7	0	135	7	9	5	0	21	322
7:15PM	3	102	16	0	121	18	7	29	0	54	24	93	4	0	121	3	9	4	0	16	312
7:30PM	11	98	12	0	121	20	11	26	0	57	20	92	6	0	118	3	3	7	0	13	309
7:45PM	4	74	10	0	88	11	15	18	0	44	17	94	4	0	115	7	17	5	0	29	276
Hourly Total	24	359	57	0	440	74	46	91	0	211	79	389	21	0	489	20	38	21	0	79	1219
8:00PM	8	80	9	0	97	21	13	17	0	51	11	93	4	0	108	6	17	5	0	28	284
8:15PM	4	80	16	0	100	11	7	17	0	35	4	66	7	0	77	2	7	10	0	19	231
8:30PM	2	87	13	0	102	11	3	26	0	40	18	82	4	0	104	1	5	4	0	10	256
8:45PM	4	63	12	0	79	14	9	15	0	38	12	64	8	0	84	4	2	1	0	7	208
Hourly Total	18	310	50	0	378	57	32	75	0	164	45	305	23	0	373	13	31	20	0	64	979
9:00PM	5	58	7	0	70	18	7	13	0	38	13	65	3	0	81	4	4	2	0	10	199
9:15PM	5	44	3	0	52	13	1	21	0	35	13	77	4	0	94	0	2	1	0	3	184
9:30PM	2	31	7	0	40	9	7	19	0	35	4	57	4	0	65	3	2	2	0	7	147
9:45PM	3	40	5	0	48	7	4	6	0	17	8	53	5	0	66	2	2	2	0	6	137
Hourly Total	15	173	22	0	210	47	19	59	0	125	38	252	16	0	306	9	10	7	0	26	667
10:00PM	2	32	3	0	37	9	3	9	0	21	7	46	1	0	54	0	1	1	0	2	114
10:15PM	1	41	0	0	42	8	8	2	0	18	4	53	1	0	58	0	2	3	0	5	123
10:30PM	0	35	5	0	40	6	5	0	0	11	3	42	0	0	45	2	1	0	0	3	99
10:45PM	1	25	1	0	27	4	2	4	0	10	5	46	1	0	52	3	1	0	0	4	93

Leg Direction	North Southbound					East Westbound					South Northbound					West Eastbound					
Time	R	T	L	U	App	R	T	L	U	App	R	T	L	U	App	R	T	L	U	App	Int
Hourly Total	4	133	9	0	146	27	18	15	0	60	19	187	3	0	209	5	5	4	0	14	429
11:00PM	2	28	3	0	33	3	1	7	0	11	4	34	5	0	43	2	5	2	0	9	96
11:15PM	3	22	3	0	28	5	1	10	0	16	3	39	4	0	46	3	3	3	0	9	99
11:30PM	0	18	1	0	19	3	1	2	0	6	4	27	1	0	32	4	1	2	0	7	64
11:45PM	0	11	0	0	11	0	1	0	0	1	1	29	0	0	30	0	0	0	0	0	42
Hourly Total	5	79	7	0	91	11	4	19	0	34	12	129	10	0	151	9	9	7	0	25	301
Total	499	6882	1140	0	8521	1288	1059	1682	0	4029	1431	7491	471	0	9393	522	1027	668	0	2217	24160
% Approach	5.9%	80.8%	13.4%	0%	-	32.0%	26.3%	41.7%	0%	-	15.2%	79.8%	5.0%	0%	-	23.5%	46.3%	30.1%	0%	-	-
% Total	2.1%	28.5%	4.7%	0%	35.3%	5.3%	4.4%	7.0%	0%	16.7%	5.9%	31.0%	1.9%	0%	38.9%	2.2%	4.3%	2.8%	0%	9.2%	-
Lights	484	6761	1122	0	8367	1261	1032	1652	0	3945	1413	7356	465	0	9234	514	1004	640	0	2158	23704
% Lights	97.0%	98.2%	98.4%	0%	98.2%	97.9%	97.5%	98.2%	0%	97.9%	98.7%	98.2%	98.7%	0%	98.3%	98.5%	97.8%	95.8%	0%	97.3%	98.1%
Articulated Trucks	1	12	1	0	14	8	0	4	0	12	3	12	0	0	15	0	0	0	0	0	41
% Articulated Trucks	0.2%	0.2%	0.1%	0%	0.2%	0.6%	0%	0.2%	0%	0.3%	0.2%	0.2%	0%	0%	0.2%	0%	0%	0%	0%	0%	0.2%
Buses and Single-Unit Trucks	14	109	17	0	140	19	27	26	0	72	15	123	6	0	144	8	23	28	0	59	415
% Buses and Single-Unit Trucks	2.8%	1.6%	1.5%	0%	1.6%	1.5%	2.5%	1.5%	0%	1.8%	1.0%	1.6%	1.3%	0%	1.5%	1.5%	2.2%	4.2%	0%	2.7%	1.7%

*L: Left, R: Right, T: Thru, U: U-Turn

N Council Rd & NW 23rd St - TMC

Thu Sep 18, 2025

Full Length (12 AM-12 AM (+1))

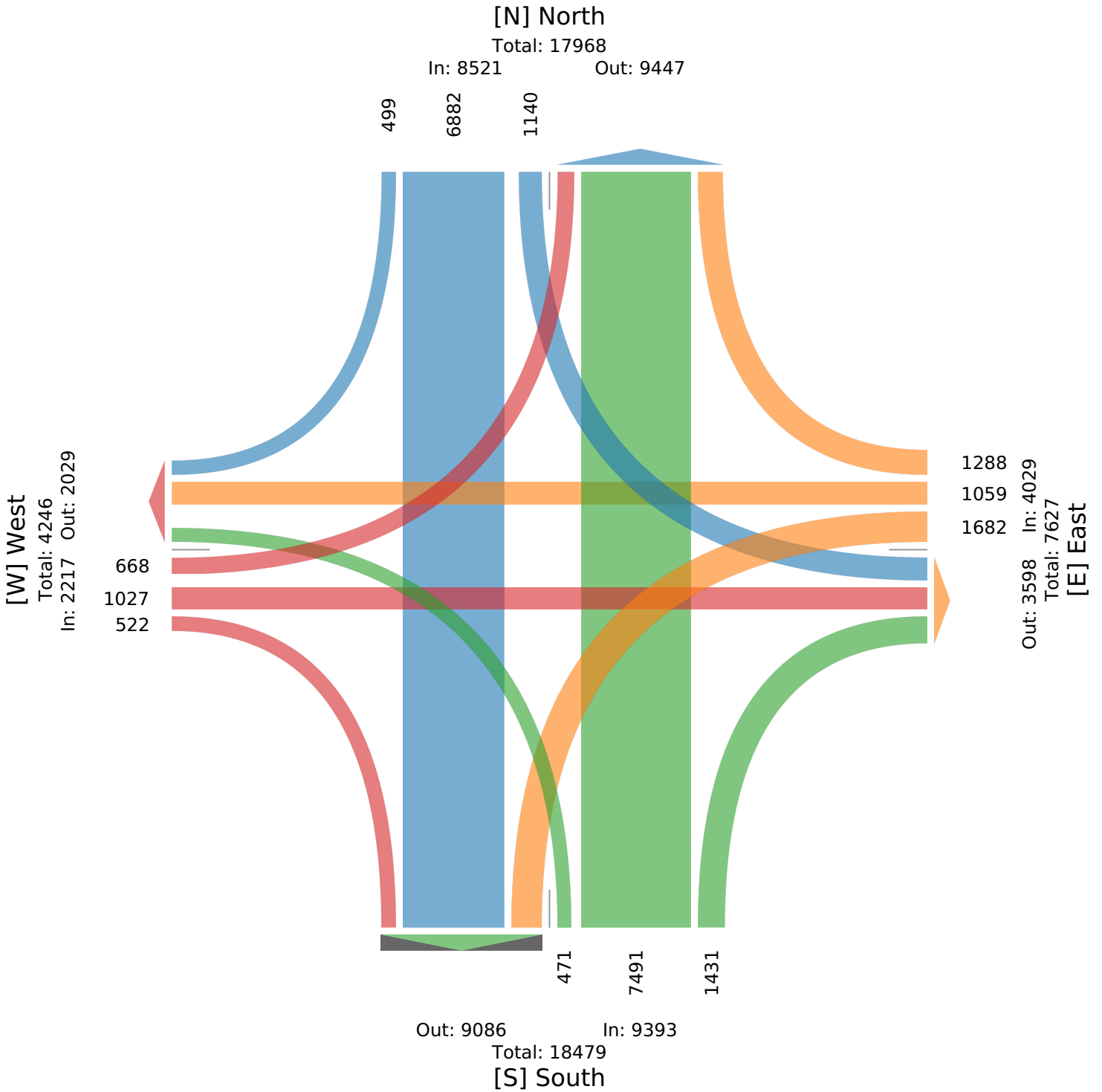
All Classes (Lights, Articulated Trucks, Buses and Single-Unit Trucks)

All Movements

ID: 1336554, Location: 35.493281, -97.65425



Provided by: Traffic Engineering Consultants, Inc.
2770 Washington Dr., Suite 100, Norman, OK, 73069, US



N Council Rd & NW 23rd St - TMC

Thu Sep 18, 2025

AM Peak (7:30 AM - 8:30 AM)

All Classes (Lights, Articulated Trucks, Buses and Single-Unit Trucks)

All Movements

ID: 1336554, Location: 35.493281, -97.65425



Provided by: Traffic Engineering Consultants, Inc.
2770 Washington Dr., Suite 100, Norman, OK, 73069, US

Leg Direction	North Southbound					East Westbound					South Northbound					West Eastbound					Int
	R	T	L	U	App	R	T	L	U	App	R	T	L	U	App	R	T	L	U	App	
2025-09-18 7:30AM	12	137	21	0	170	22	26	21	0	69	38	100	9	0	147	7	8	13	0	28	414
7:45AM	20	147	26	0	193	16	36	18	0	70	22	96	14	0	132	11	27	11	0	49	444
8:00AM	20	115	19	0	154	12	78	30	0	120	21	111	25	0	157	27	76	38	0	141	572
8:15AM	22	111	17	0	150	15	54	30	0	99	23	105	12	0	140	28	75	44	0	147	536
Total	74	510	83	0	667	65	194	99	0	358	104	412	60	0	576	73	186	106	0	365	1966
% Approach	11.1%	76.5%	12.4%	0%	-	18.2%	54.2%	27.7%	0%	-	18.1%	71.5%	10.4%	0%	-	20.0%	51.0%	29.0%	0%	-	-
% Total	3.8%	25.9%	4.2%	0%	33.9%	3.3%	9.9%	5.0%	0%	18.2%	5.3%	21.0%	3.1%	0%	29.3%	3.7%	9.5%	5.4%	0%	18.6%	-
PHF	0.841	0.867	0.798	-	0.864	0.739	0.622	0.825	-	0.746	0.684	0.928	0.600	-	0.917	0.652	0.612	0.602	-	0.621	0.859
Lights	72	508	82	0	662	62	187	99	0	348	102	401	60	0	563	72	184	94	0	350	1923
% Lights	97.3%	99.6%	98.8%	0%	99.3%	95.4%	96.4%	100%	0%	97.2%	98.1%	97.3%	100%	0%	97.7%	98.6%	98.9%	88.7%	0%	95.9%	97.8%
Articulated Trucks	0	0	1	0	1	0	0	0	0	0	0	2	0	0	2	0	0	0	0	0	3
% Articulated Trucks	0%	0%	1.2%	0%	0.1%	0%	0%	0%	0%	0%	0%	0.5%	0%	0%	0.3%	0%	0%	0%	0%	0%	0.2%
Buses and Single-Unit Trucks	2	2	0	0	4	3	7	0	0	10	2	9	0	0	11	1	2	12	0	15	40
% Buses and Single-Unit Trucks	2.7%	0.4%	0%	0%	0.6%	4.6%	3.6%	0%	0%	2.8%	1.9%	2.2%	0%	0%	1.9%	1.4%	1.1%	11.3%	0%	4.1%	2.0%

* L: Left, R: Right, T: Thru, U: U-Turn

N Council Rd & NW 23rd St - TMC

Thu Sep 18, 2025

AM Peak (7:30 AM - 8:30 AM)

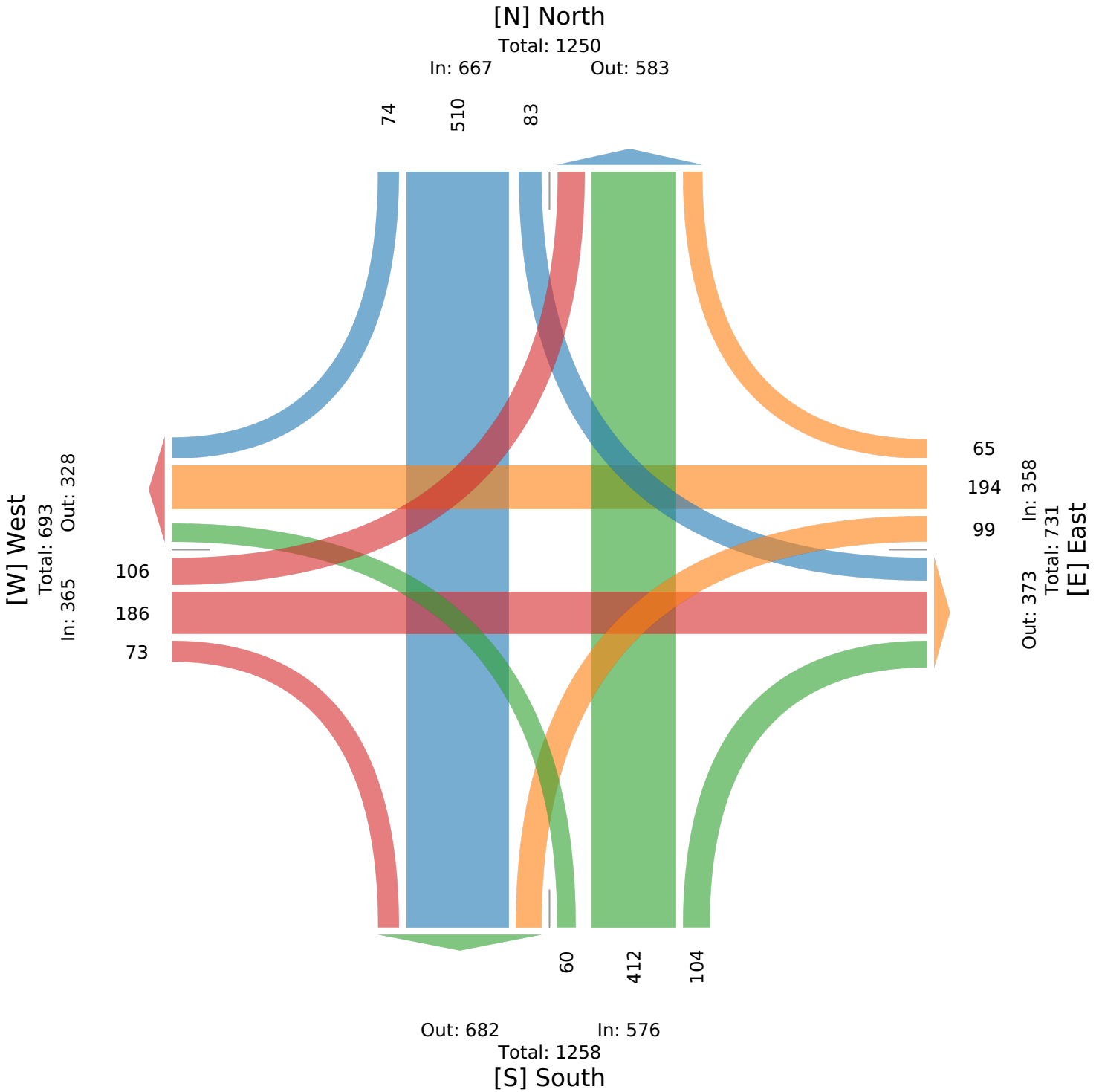
All Classes (Lights, Articulated Trucks, Buses and Single-Unit Trucks)

All Movements

ID: 1336554, Location: 35.493281, -97.65425



Provided by: Traffic Engineering Consultants, Inc.
2770 Washington Dr., Suite 100, Norman, OK, 73069, US



N Council Rd & NW 23rd St - TMC

Thu Sep 18, 2025

Midday Peak (1 PM - 2 PM)

All Classes (Lights, Articulated Trucks, Buses and Single-Unit Trucks)

All Movements

ID: 1336554, Location: 35.493281, -97.65425



Provided by: Traffic Engineering Consultants, Inc.
2770 Washington Dr., Suite 100, Norman, OK, 73069, US

Leg Direction	North Southbound					East Westbound					South Northbound					West Eastbound					Int
	R	T	L	U	App	R	T	L	U	App	R	T	L	U	App	R	T	L	U	App	
2025-09-18 1:00PM	6	74	21	0	101	17	6	33	0	56	19	93	4	0	116	4	11	3	0	18	291
1:15PM	7	70	21	0	98	17	7	32	0	56	22	78	9	0	109	4	3	9	0	16	279
1:30PM	6	97	12	0	115	20	7	29	0	56	24	123	4	0	151	5	4	7	0	16	338
1:45PM	5	94	27	0	126	19	18	23	0	60	30	118	8	0	156	9	19	14	0	42	384
Total	24	335	81	0	440	73	38	117	0	228	95	412	25	0	532	22	37	33	0	92	1292
% Approach	5.5%	76.1%	18.4%	0%	-	32.0%	16.7%	51.3%	0%	-	17.9%	77.4%	4.7%	0%	-	23.9%	40.2%	35.9%	0%	-	-
% Total	1.9%	25.9%	6.3%	0%	34.1%	5.7%	2.9%	9.1%	0%	17.6%	7.4%	31.9%	1.9%	0%	41.2%	1.7%	2.9%	2.6%	0%	7.1%	-
PHF	0.857	0.863	0.750	-	0.873	0.913	0.528	0.886	-	0.950	0.792	0.837	0.694	-	0.853	0.611	0.487	0.589	-	0.548	0.841
Lights	24	325	80	0	429	70	37	116	0	223	93	406	25	0	524	21	37	33	0	91	1267
% Lights	100%	97.0%	98.8%	0%	97.5%	95.9%	97.4%	99.1%	0%	97.8%	97.9%	98.5%	100%	0%	98.5%	95.5%	100%	100%	0%	98.9%	98.1%
Articulated Trucks	0	1	0	0	1	3	0	0	0	3	1	0	0	0	1	0	0	0	0	0	5
% Articulated Trucks	0%	0.3%	0%	0%	0.2%	4.1%	0%	0%	0%	1.3%	1.1%	0%	0%	0%	0.2%	0%	0%	0%	0%	0%	0.4%
Buses and Single-Unit Trucks	0	9	1	0	10	0	1	1	0	2	1	6	0	0	7	1	0	0	0	1	20
% Buses and Single-Unit Trucks	0%	2.7%	1.2%	0%	2.3%	0%	2.6%	0.9%	0%	0.9%	1.1%	1.5%	0%	0%	1.3%	4.5%	0%	0%	0%	1.1%	1.5%

* L: Left, R: Right, T: Thru, U: U-Turn

N Council Rd & NW 23rd St - TMC

Thu Sep 18, 2025

Midday Peak (1 PM - 2 PM)

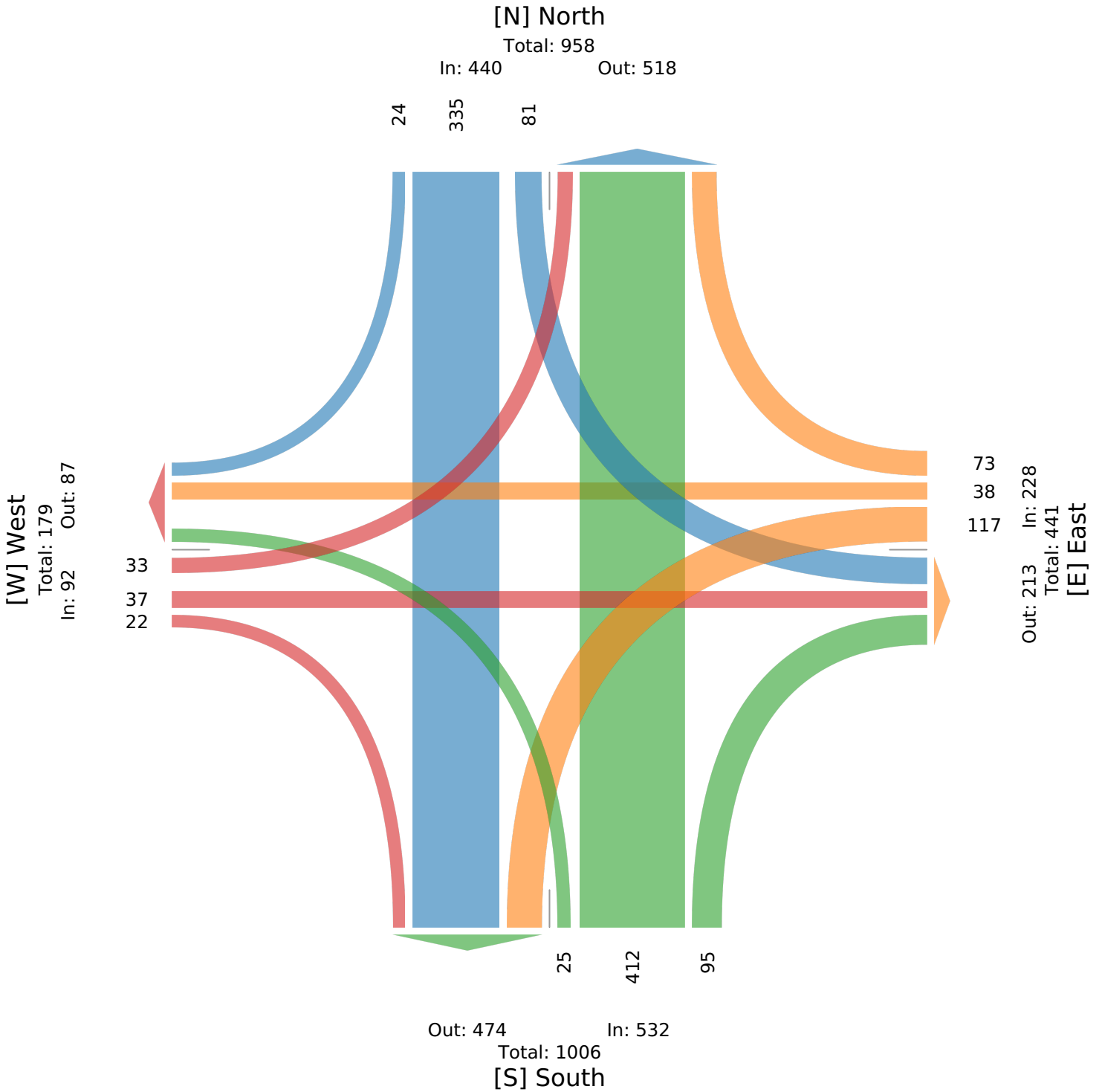
All Classes (Lights, Articulated Trucks, Buses and Single-Unit Trucks)

All Movements

ID: 1336554, Location: 35.493281, -97.65425



Provided by: Traffic Engineering Consultants, Inc.
2770 Washington Dr., Suite 100, Norman, OK, 73069, US



N Council Rd & NW 23rd St - TMC

Thu Sep 18, 2025

PM Peak (3:30 PM - 4:30 PM) - Overall Peak Hour

All Classes (Lights, Articulated Trucks, Buses and Single-Unit Trucks)

All Movements

ID: 1336554, Location: 35.493281, -97.65425



Provided by: Traffic Engineering Consultants, Inc.
2770 Washington Dr., Suite 100, Norman, OK, 73069, US

Leg Direction	North Southbound					East Westbound					South Northbound					West Eastbound					Int	
	R	T	L	U	App	R	T	L	U	App	R	T	L	U	App	R	T	L	U	App		
2025-09-18 3:30PM	12	96	26	0	134	30	37	38	0	105	27	143	10	0	180	28	92	37	0	157	576	
3:45PM	11	117	21	0	149	36	18	43	0	97	23	145	9	0	177	19	56	37	0	112	535	
4:00PM	12	114	20	0	146	32	22	41	0	95	32	191	9	0	232	13	28	15	0	56	529	
4:15PM	12	109	15	0	136	26	19	29	0	74	19	190	12	0	221	11	31	21	0	63	494	
Total	47	436	82	0	565	124	96	151	0	371	101	669	40	0	810	71	207	110	0	388	2134	
% Approach	8.3%	77.2%	14.5%	0%	-	33.4%	25.9%	40.7%	0%	-	12.5%	82.6%	4.9%	0%	-	18.3%	53.4%	28.4%	0%	-	-	
% Total	2.2%	20.4%	3.8%	0%	26.5%	5.8%	4.5%	7.1%	0%	17.4%	4.7%	31.3%	1.9%	0%	38.0%	3.3%	9.7%	5.2%	0%	18.2%	-	
PHF	0.979	0.932	0.788	-	0.948	0.861	0.649	0.878	-	0.883	0.789	0.876	0.833	-	0.873	0.634	0.563	0.743	-	0.618	0.926	
Lights	43	432	78	0	553	121	92	150	0	363	100	664	39	0	803	69	198	107	0	374	2093	
% Lights	91.5%	99.1%	95.1%	0%	97.9%	97.6%	95.8%	99.3%	0%	97.8%	99.0%	99.3%	97.5%	0%	99.1%	97.2%	95.7%	97.3%	0%	96.4%	98.1%	
Articulated Trucks	1	0	0	0	1	1	0	0	0	1	0	0	0	0	0	0	0	0	0	0	0	2
% Articulated Trucks	2.1%	0%	0%	0%	0.2%	0.8%	0%	0%	0%	0.3%	0%	0%	0%	0%	0%	0%	0%	0%	0%	0%	0%	0.1%
Buses and Single-Unit Trucks	3	4	4	0	11	2	4	1	0	7	1	5	1	0	7	2	9	3	0	14	39	
% Buses and Single-Unit Trucks	6.4%	0.9%	4.9%	0%	1.9%	1.6%	4.2%	0.7%	0%	1.9%	1.0%	0.7%	2.5%	0%	0.9%	2.8%	4.3%	2.7%	0%	3.6%	1.8%	

* L: Left, R: Right, T: Thru, U: U-Turn

N Council Rd & NW 23rd St - TMC

Thu Sep 18, 2025

PM Peak (3:30 PM - 4:30 PM) - Overall Peak Hour

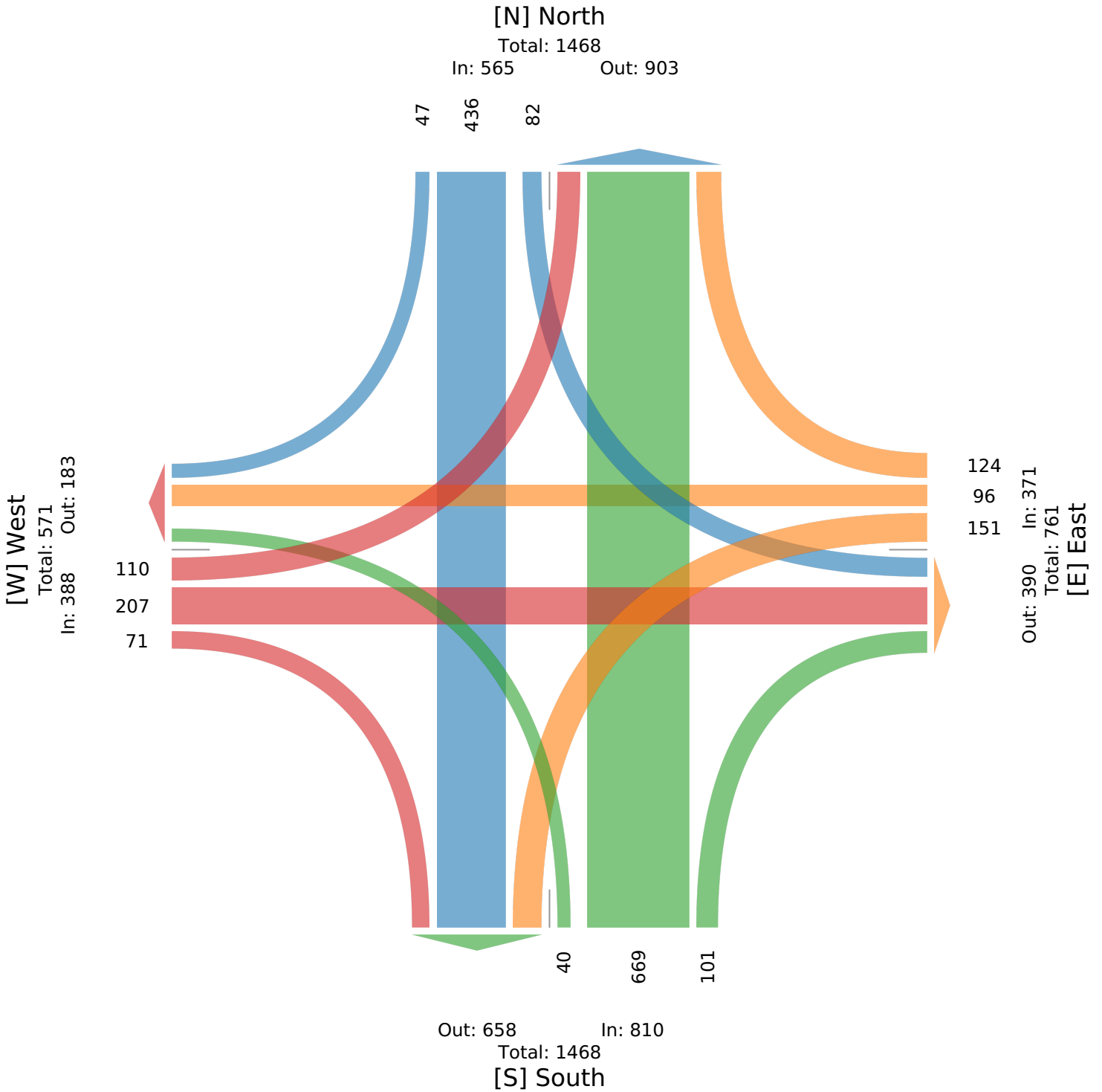
All Classes (Lights, Articulated Trucks, Buses and Single-Unit Trucks)

All Movements

ID: 1336554, Location: 35.493281, -97.65425



Provided by: Traffic Engineering Consultants, Inc.
2770 Washington Dr., Suite 100, Norman, OK, 73069, US





N Council Rd & SH 66 - TMC

Thu Sep 18, 2025

Full Length (12 AM-12 AM (+1))

All Classes (Lights, Articulated Trucks, Buses and Single-Unit Trucks)

All Movements

ID: 1336609, Location: 35.515072, -97.654253

Provided by: Traffic Engineering Consultants, Inc.
2770 Washington Dr., Suite 100, Norman, OK, 73069, US

Leg Direction	North Southbound					East Westbound					South Northbound					West Eastbound					Int
	R	T	L	U	App	R	T	L	U	App	R	T	L	U	App	R	T	L	U	App	
2025-09-18 12:00AM	4	7	1	0	12	7	9	2	0	18	5	19	1	0	25	0	10	4	0	14	69
12:15AM	6	10	3	0	19	5	9	0	1	15	0	22	0	0	22	0	5	2	0	7	63
12:30AM	3	12	1	0	16	1	12	2	0	15	5	10	0	0	15	2	5	2	0	9	55
12:45AM	3	6	1	0	10	3	8	1	0	12	3	10	0	0	13	1	4	4	0	9	44
Hourly Total	16	35	6	0	57	16	38	5	1	60	13	61	1	0	75	3	24	12	0	39	231
1:00AM	2	6	3	0	11	0	3	2	0	5	3	6	2	0	11	1	1	2	0	4	31
1:15AM	4	2	1	0	7	1	4	0	0	5	0	9	0	0	9	0	3	4	0	7	28
1:30AM	2	6	0	0	8	1	2	0	0	3	1	8	2	0	11	1	2	1	0	4	26
1:45AM	2	3	1	0	6	0	2	2	0	4	2	8	1	0	11	0	2	0	0	2	23
Hourly Total	10	17	5	0	32	2	11	4	0	17	6	31	5	0	42	2	8	7	0	17	108
2:00AM	5	7	0	0	12	0	1	0	0	1	0	5	1	0	6	1	1	1	0	3	22
2:15AM	2	4	0	0	6	2	4	3	0	9	1	12	1	0	14	0	4	1	0	5	34
2:30AM	1	4	0	0	5	2	3	1	0	6	2	13	0	0	15	0	4	1	0	5	31
2:45AM	1	4	0	0	5	2	6	0	0	8	0	13	0	0	13	0	0	1	0	1	27
Hourly Total	9	19	0	0	28	6	14	4	0	24	3	43	2	0	48	1	9	4	0	14	114
3:00AM	1	5	1	0	7	2	4	2	0	8	2	2	0	0	4	1	5	0	0	6	25
3:15AM	2	7	0	0	9	2	5	0	0	7	0	8	0	0	8	2	9	0	0	11	35
3:30AM	2	27	1	0	30	1	4	2	0	7	1	11	1	0	13	0	3	3	0	6	56
3:45AM	1	11	1	0	13	2	5	2	0	9	1	12	2	0	15	2	9	0	0	11	48
Hourly Total	6	50	3	0	59	7	18	6	0	31	4	33	3	0	40	5	26	3	0	34	164
4:00AM	4	26	2	0	32	0	5	0	0	5	1	15	3	0	19	2	7	1	0	10	66
4:15AM	2	49	1	0	52	0	5	5	0	10	7	10	1	0	18	4	12	2	0	18	98
4:30AM	3	60	0	0	63	1	7	11	0	19	3	8	3	0	14	2	14	6	0	22	118
4:45AM	5	30	3	0	38	2	14	4	0	20	3	10	0	0	13	1	16	5	0	22	93
Hourly Total	14	165	6	0	185	3	31	20	0	54	14	43	7	0	64	9	49	14	0	72	375
5:00AM	4	37	3	0	44	3	8	3	0	14	1	14	2	0	17	1	25	6	0	32	107
5:15AM	9	53	3	0	65	5	4	3	0	12	11	22	5	0	38	6	30	6	0	42	157
5:30AM	10	65	13	0	88	5	18	6	1	30	15	12	5	0	32	6	45	10	0	61	211
5:45AM	18	52	14	0	84	1	28	5	0	34	16	21	7	0	44	9	57	8	0	74	236
Hourly Total	41	207	33	0	281	14	58	17	1	90	43	69	19	0	131	22	157	30	0	209	711
6:00AM	13	57	17	0	87	10	20	9	0	39	12	26	3	0	41	5	56	14	1	76	243
6:15AM	11	90	13	0	114	10	28	10	0	48	19	53	11	0	83	9	100	25	0	134	379
6:30AM	24	89	21	0	134	12	36	10	0	58	18	63	22	0	103	14	156	38	0	208	503
6:45AM	23	85	20	0	128	14	40	8	1	63	21	73	14	0	108	17	197	54	0	268	567
Hourly Total	71	321	71	0	463	46	124	37	1	208	70	215	50	0	335	45	509	131	1	686	1692
7:00AM	33	92	27	0	152	20	62	20	0	102	24	75	13	0	112	17	221	60	0	298	664
7:15AM	32	119	52	0	203	22	46	17	0	85	21	80	39	0	140	23	241	51	0	315	743
7:30AM	38	132	57	0	227	19	62	27	1	109	39	88	23	0	150	17	251	36	0	304	790
7:45AM	12	137	50	0	199	21	30	28	0	79	26	90	2	0	118	19	253	15	0	287	683
Hourly Total	115	480	186	0	781	82	200	92	1	375	110	333	77	0	520	76	966	162	0	1204	2880
8:00AM	35	93	29	0	157	35	79	29	0	143	22	95	22	0	139	20	214	60	0	294	733
8:15AM	33	76	29	0	138	15	73	10	0	98	22	99	8	0	129	19	190	54	0	263	628
8:30AM	23	76	23	0	122	17	62	23	1	103	26	86	17	0	129	22	201	49	0	272	626
8:45AM	51	61	31	0	143	23	49	18	1	91	28	65	17	0	110	23	138	47	2	210	554
Hourly Total	142	306	112	0	560	90	263	80	2	435	98	345	64	0	507	84	743	210	2	1039	2541
9:00AM	28	68	30	0	126	16	49	12	0	77	21	72	15	0	108	26	107	33	0	166	477
9:15AM	29	62	28	0	119	20	59	9	0	88	24	57	17	0	98	13	119	39	1	172	477
9:30AM	52	77	28	0	157	11	60	14	1	86	16	58	22	0	96	23	100	41	1	165	504
9:45AM	35	62	27	0	124	22	65	20	0	107	17	61	15	0	93	19	98	43	0	160	484
Hourly Total	144	269	113	0	526	69	233	55	1	358	78	248	69	0	395	81	424	156	2	663	1942
10:00AM	28	60	14	0	102	15	46	17	0	78	16	57	18	0	91	21	92	41	0	154	425
10:15AM	24	55	17	0	96	29	49	16	1	95	20	72	13	0	105	20	111	43	1	175	471
10:30AM	38	61	32	0	131	22	65	23	1	111	16	62	22	0	100	17	102	25	1	145	487
10:45AM	21	76	13	0	110	22	75	17	0	114	22	70	22	0	114	12	87	29	3	131	469

Leg Direction	North Southbound					East Westbound					South Northbound					West Eastbound					
Time	R	T	L	U	App	R	T	L	U	App	R	T	L	U	App	R	T	L	U	App	Int
Hourly Total	111	252	76	0	439	88	235	73	2	398	74	261	75	0	410	70	392	138	5	605	1852
11:00AM	36	53	11	0	100	13	91	15	0	119	17	61	16	0	94	19	71	32	0	122	435
11:15AM	34	68	19	0	121	18	73	24	0	115	22	75	14	0	111	21	93	36	0	150	497
11:30AM	42	56	21	0	119	18	80	24	0	122	24	64	26	0	114	25	104	28	0	157	512
11:45AM	56	59	20	0	135	25	83	13	1	122	18	63	20	0	101	13	121	35	0	169	527
Hourly Total	168	236	71	0	475	74	327	76	1	478	81	263	76	0	420	78	389	131	0	598	1971
12:00PM	37	66	19	0	122	19	83	18	2	122	21	51	19	0	91	20	74	21	0	115	450
12:15PM	45	78	26	0	149	20	71	29	0	120	22	68	22	0	112	16	97	20	0	133	514
12:30PM	42	58	24	0	124	15	97	15	1	128	17	80	22	0	119	32	106	32	1	171	542
12:45PM	36	81	24	0	141	22	113	21	0	156	18	86	22	0	126	23	75	34	2	134	557
Hourly Total	160	283	93	0	536	76	364	83	3	526	78	285	85	0	448	91	352	107	3	553	2063
1:00PM	27	68	16	0	111	22	88	15	0	125	21	66	14	0	101	20	73	44	0	137	474
1:15PM	36	77	22	0	135	17	95	21	1	134	23	68	14	0	105	23	90	33	1	147	521
1:30PM	41	84	20	0	145	19	98	23	1	141	12	75	22	0	109	20	91	41	1	153	548
1:45PM	36	77	21	0	134	23	87	18	0	128	21	69	22	0	112	30	102	48	1	181	555
Hourly Total	140	306	79	0	525	81	368	77	2	528	77	278	72	0	427	93	356	166	3	618	2098
2:00PM	39	69	13	0	121	39	103	25	0	167	23	67	34	0	124	21	85	46	0	152	564
2:15PM	50	84	16	0	150	32	107	24	1	164	13	101	15	0	129	28	113	40	0	181	624
2:30PM	62	100	28	0	190	33	106	28	1	168	31	97	26	0	154	18	97	45	0	160	672
2:45PM	46	64	25	0	135	48	124	34	0	206	21	97	27	0	145	16	141	51	0	208	694
Hourly Total	197	317	82	0	596	152	440	111	2	705	88	362	102	0	552	83	436	182	0	701	2554
3:00PM	65	89	24	0	178	43	175	22	1	241	29	111	24	0	164	27	112	47	1	187	770
3:15PM	65	86	20	0	171	57	149	39	1	246	26	136	30	0	192	17	88	40	3	148	757
3:30PM	73	78	23	0	174	38	180	25	1	244	21	120	29	0	170	24	121	51	0	196	784
3:45PM	62	108	17	0	187	25	172	24	3	224	41	158	32	0	231	38	114	49	0	201	843
Hourly Total	265	361	84	0	710	163	676	110	6	955	117	525	115	0	757	106	435	187	4	732	3154
4:00PM	97	106	26	0	229	40	182	25	1	248	26	118	34	0	178	25	117	42	0	184	839
4:15PM	89	109	24	0	222	47	184	24	1	256	18	165	29	0	212	23	128	66	2	219	909
4:30PM	57	96	26	0	179	50	190	17	0	257	21	141	23	0	185	37	104	46	2	189	810
4:45PM	80	106	17	0	203	40	200	25	2	267	17	122	18	0	157	29	156	58	1	244	871
Hourly Total	323	417	93	0	833	177	756	91	4	1028	82	546	104	0	732	114	505	212	5	836	3429
5:00PM	90	110	30	0	230	49	189	34	0	272	26	181	29	0	236	31	136	66	0	233	971
5:15PM	96	110	13	0	219	56	192	19	0	267	20	179	38	0	237	35	144	72	0	251	974
5:30PM	65	98	27	0	190	42	205	39	1	287	27	103	29	0	159	29	155	54	0	238	874
5:45PM	67	109	41	0	217	40	152	18	1	211	21	181	25	0	227	33	138	63	0	234	889
Hourly Total	318	427	111	0	856	187	738	110	2	1037	94	644	121	0	859	128	573	255	0	956	3708
6:00PM	61	100	24	0	185	30	138	25	0	193	17	85	32	0	134	33	133	67	1	234	746
6:15PM	48	104	27	0	179	31	110	23	0	164	15	106	18	0	139	34	90	48	0	172	654
6:30PM	55	91	22	0	168	20	97	16	0	133	18	85	25	0	128	21	92	52	0	165	594
6:45PM	48	84	20	0	152	33	115	26	0	174	20	74	13	0	107	17	92	40	0	149	582
Hourly Total	212	379	93	0	684	114	460	90	0	664	70	350	88	0	508	105	407	207	1	720	2576
7:00PM	39	80	15	0	134	17	103	14	0	134	17	68	20	0	105	13	57	27	1	98	471
7:15PM	53	80	20	0	153	21	103	24	0	148	12	71	13	0	96	21	71	31	4	127	524
7:30PM	64	63	17	0	144	22	111	23	0	156	17	84	32	0	133	16	65	37	0	118	551
7:45PM	42	55	13	0	110	22	80	15	1	118	10	60	15	0	85	16	61	29	0	106	419
Hourly Total	198	278	65	0	541	82	397	76	1	556	56	283	80	0	419	66	254	124	5	449	1965
8:00PM	56	50	14	0	120	30	90	18	0	138	7	62	15	0	84	18	64	27	0	109	451
8:15PM	39	74	14	0	127	24	79	16	0	119	10	53	17	0	80	16	47	37	0	100	426
8:30PM	43	68	15	0	126	19	82	12	0	113	9	49	8	0	66	11	55	23	1	90	395
8:45PM	59	62	12	0	133	24	49	25	0	98	8	48	9	0	65	15	45	18	0	78	374
Hourly Total	197	254	55	0	506	97	300	71	0	468	34	212	49	0	295	60	211	105	1	377	1646
9:00PM	32	47	9	0	88	20	49	7	0	76	10	61	18	0	89	5	29	25	0	59	312
9:15PM	26	35	7	0	68	13	45	12	0	70	9	49	14	0	72	6	35	17	0	58	268
9:30PM	17	27	10	0	54	13	56	7	0	76	7	49	11	0	67	7	33	13	0	53	250
9:45PM	14	35	11	0	60	23	43	15	0	81	8	31	8	0	47	5	35	9	0	49	237
Hourly Total	89	144	37	0	270	69	193	41	0	303	34	190	51	0	275	23	132	64	0	219	1067
10:00PM	11	23	20	0	54	12	45	13	0	70	9	39	4	0	52	1	31	12	2	46	222
10:15PM	15	28	6	0	49	9	28	13	0	50	7	32	4	0	43	3	36	11	0	50	192
10:30PM	16	25	6	0	47	5	26	6	0	37	8	24	6	0	38	4	15	4	0	23	145
10:45PM	15	20	8	0	43	9	28	8	0	45	8	28	2	0	38	7	26	5	0	38	164

Leg Direction	North Southbound					East Westbound					South Northbound					West Eastbound					
Time	R	T	L	U	App	R	T	L	U	App	R	T	L	U	App	R	T	L	U	App	Int
Hourly Total	57	96	40	0	193	35	127	40	0	202	32	123	16	0	171	15	108	32	2	157	723
11:00PM	7	22	4	0	33	2	20	9	0	31	2	24	3	0	29	5	13	3	0	21	114
11:15PM	11	11	1	0	23	7	18	7	0	32	2	25	2	0	29	1	14	12	0	27	111
11:30PM	8	12	5	0	25	2	26	3	0	31	2	18	6	0	26	2	17	8	0	27	109
11:45PM	3	8	3	0	14	6	18	2	0	26	1	13	3	0	17	4	13	2	0	19	76
Hourly Total	29	53	13	0	95	17	82	21	0	120	7	80	14	0	101	12	57	25	0	94	410
Total	3032	5672	1527	0	10231	1747	6453	1390	30	9620	1363	5823	1345	0	8531	1372	7522	2664	34	11592	39974
% Approach	29.6%	55.4%	14.9%	0%	-	18.2%	67.1%	14.4%	0.3%	-	16.0%	68.3%	15.8%	0%	-	11.8%	64.9%	23.0%	0.3%	-	-
% Total	7.6%	14.2%	3.8%	0%	25.6%	4.4%	16.1%	3.5%	0.1%	24.1%	3.4%	14.6%	3.4%	0%	21.3%	3.4%	18.8%	6.7%	0.1%	29.0%	-
Lights	3001	5580	1510	0	10091	1707	6372	1368	25	9472	1344	5706	1320	0	8370	1347	7434	2638	33	11452	39385
% Lights	99.0%	98.4%	98.9%	0%	98.6%	97.7%	98.7%	98.4%	83.3%	98.5%	98.6%	98.0%	98.1%	0%	98.1%	98.2%	98.8%	99.0%	97.1%	98.8%	98.5%
Articulated Trucks	2	11	2	0	15	2	30	2	0	34	4	12	5	0	21	5	16	1	0	22	92
% Articulated Trucks	0.1%	0.2%	0.1%	0%	0.1%	0.1%	0.5%	0.1%	0%	0.4%	0.3%	0.2%	0.4%	0%	0.2%	0.4%	0.2%	0%	0%	0.2%	0.2%
Buses and Single-Unit Trucks	29	81	15	0	125	38	51	20	5	114	15	105	20	0	140	20	72	25	1	118	497
% Buses and Single-Unit Trucks	1.0%	1.4%	1.0%	0%	1.2%	2.2%	0.8%	1.4%	16.7%	1.2%	1.1%	1.8%	1.5%	0%	1.6%	1.5%	1.0%	0.9%	2.9%	1.0%	1.2%

* L: Left, R: Right, T: Thru, U: U-Turn

N Council Rd & SH 66 - TMC

Thu Sep 18, 2025

Full Length (12 AM-12 AM (+1))

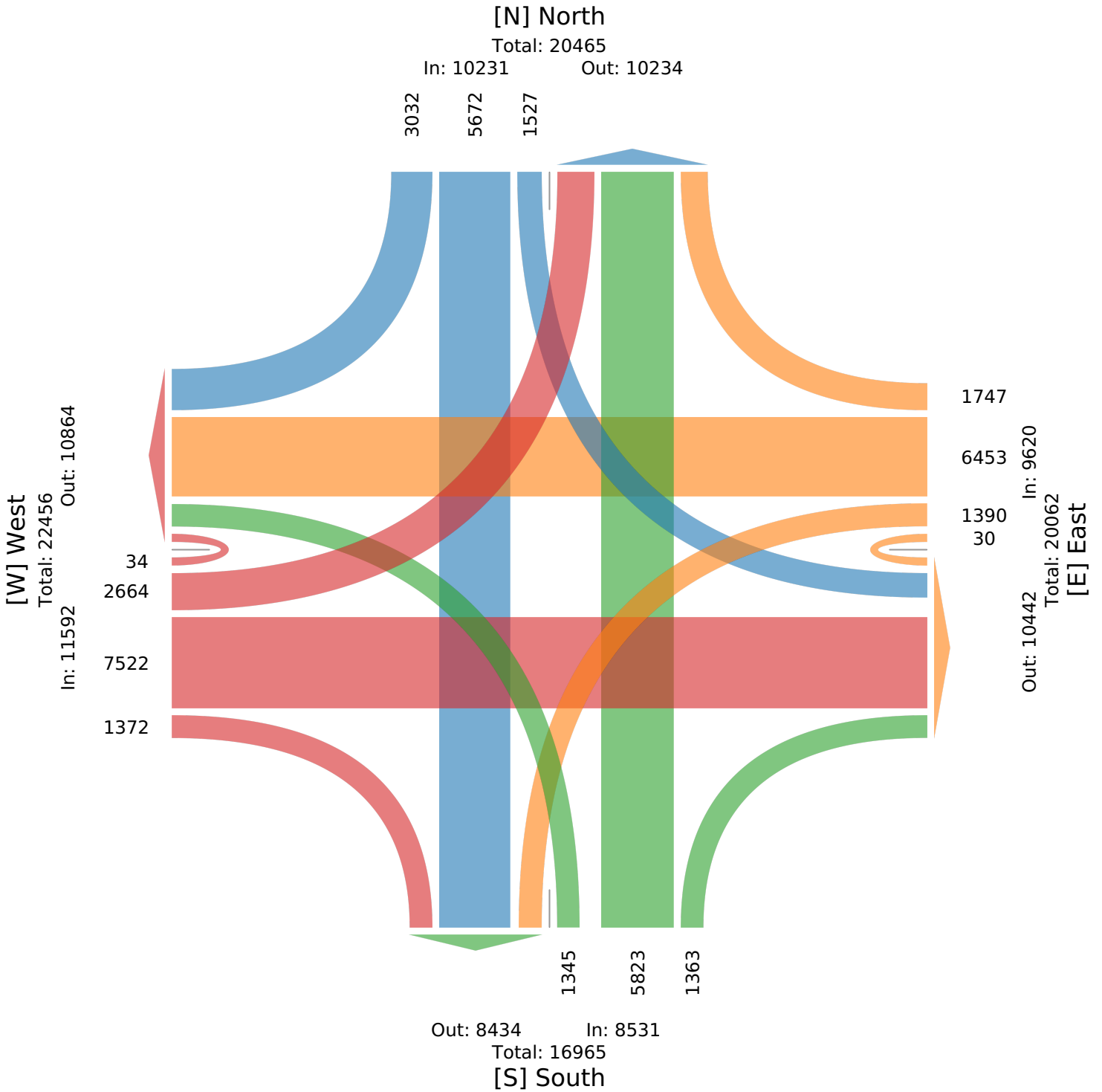
All Classes (Lights, Articulated Trucks, Buses and Single-Unit Trucks)

All Movements

ID: 1336609, Location: 35.515072, -97.654253



Provided by: Traffic Engineering Consultants, Inc.
2770 Washington Dr., Suite 100, Norman, OK, 73069, US



N Council Rd & SH 66 - TMC

Thu Sep 18, 2025

AM Peak (7:15 AM - 8:15 AM)

All Classes (Lights, Articulated Trucks, Buses and Single-Unit Trucks)

All Movements

ID: 1336609, Location: 35.515072, -97.654253



Provided by: Traffic Engineering Consultants, Inc.
2770 Washington Dr., Suite 100, Norman, OK, 73069, US

Leg Direction	North Southbound					East Westbound					South Northbound					West Eastbound					Int
	R	T	L	U	App	R	T	L	U	App	R	T	L	U	App	R	T	L	U	App	
2025-09-18 7:15AM	32	119	52	0	203	22	46	17	0	85	21	80	39	0	140	23	241	51	0	315	743
7:30AM	38	132	57	0	227	19	62	27	1	109	39	88	23	0	150	17	251	36	0	304	790
7:45AM	12	137	50	0	199	21	30	28	0	79	26	90	2	0	118	19	253	15	0	287	683
8:00AM	35	93	29	0	157	35	79	29	0	143	22	95	22	0	139	20	214	60	0	294	733
Total	117	481	188	0	786	97	217	101	1	416	108	353	86	0	547	79	959	162	0	1200	2949
% Approach	14.9%	61.2%	23.9%	0%	-	23.3%	52.2%	24.3%	0.2%	-	19.7%	64.5%	15.7%	0%	-	6.6%	79.9%	13.5%	0%	-	-
% Total	4.0%	16.3%	6.4%	0%	26.7%	3.3%	7.4%	3.4%	0%	14.1%	3.7%	12.0%	2.9%	0%	18.5%	2.7%	32.5%	5.5%	0%	40.7%	-
PHF	0.770	0.878	0.825	-	0.866	0.693	0.687	0.871	0.250	0.727	0.692	0.929	0.551	-	0.912	0.859	0.948	0.675	-	0.952	0.933
Lights	116	480	186	0	782	96	210	99	1	406	107	331	86	0	524	78	945	161	0	1184	2896
% Lights	99.1%	99.8%	98.9%	0%	99.5%	99.0%	96.8%	98.0%	100%	97.6%	99.1%	93.8%	100%	0%	95.8%	98.7%	98.5%	99.4%	0%	98.7%	98.2%
Articulated Trucks	0	0	0	0	0	0	4	0	0	4	0	4	0	0	4	0	2	0	0	2	10
% Articulated Trucks	0%	0%	0%	0%	0%	0%	1.8%	0%	0%	1.0%	0%	1.1%	0%	0%	0.7%	0%	0.2%	0%	0%	0.2%	0.3%
Buses and Single-Unit Trucks	1	1	2	0	4	1	3	2	0	6	1	18	0	0	19	1	12	1	0	14	43
% Buses and Single-Unit Trucks	0.9%	0.2%	1.1%	0%	0.5%	1.0%	1.4%	2.0%	0%	1.4%	0.9%	5.1%	0%	0%	3.5%	1.3%	1.3%	0.6%	0%	1.2%	1.5%

*L: Left, R: Right, T: Thru, U: U-Turn

N Council Rd & SH 66 - TMC

Thu Sep 18, 2025

AM Peak (7:15 AM - 8:15 AM)

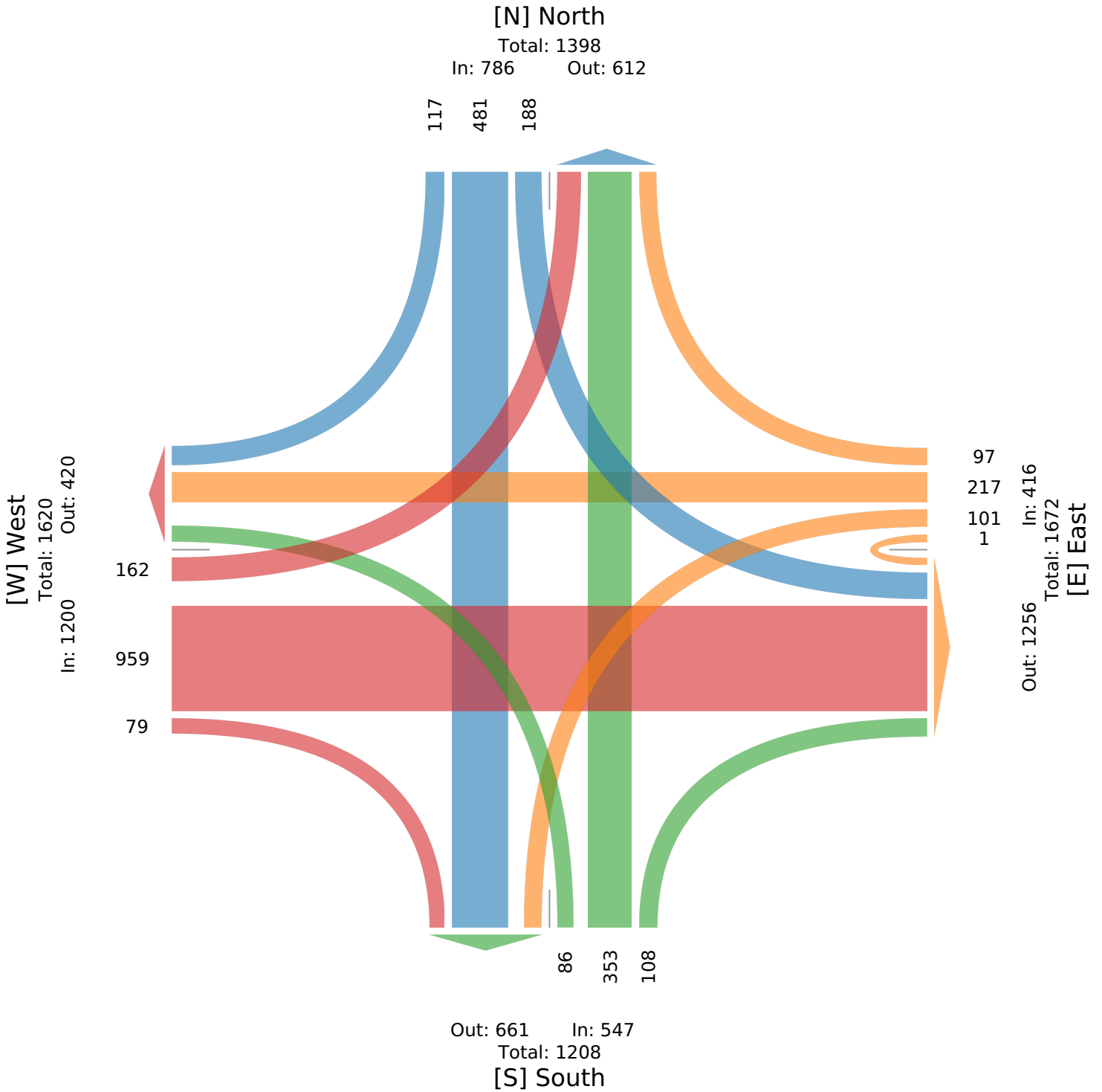
All Classes (Lights, Articulated Trucks, Buses and Single-Unit Trucks)

All Movements

ID: 1336609, Location: 35.515072, -97.654253



Provided by: Traffic Engineering Consultants, Inc.
2770 Washington Dr., Suite 100, Norman, OK, 73069, US



N Council Rd & SH 66 - TMC

Thu Sep 18, 2025

Midday Peak (12:45 PM - 1:45 PM)

All Classes (Lights, Articulated Trucks, Buses and Single-Unit Trucks)

All Movements

ID: 1336609, Location: 35.515072, -97.654253



Provided by: Traffic Engineering Consultants, Inc.
2770 Washington Dr., Suite 100, Norman, OK, 73069, US

Leg Direction	North Southbound					East Westbound					South Northbound					West Eastbound					Int
	R	T	L	U	App	R	T	L	U	App	R	T	L	U	App	R	T	L	U	App	
2025-09-18 12:45PM	36	81	24	0	141	22	113	21	0	156	18	86	22	0	126	23	75	34	2	134	557
1:00PM	27	68	16	0	111	22	88	15	0	125	21	66	14	0	101	20	73	44	0	137	474
1:15PM	36	77	22	0	135	17	95	21	1	134	23	68	14	0	105	23	90	33	1	147	521
1:30PM	41	84	20	0	145	19	98	23	1	141	12	75	22	0	109	20	91	41	1	153	548
Total	140	310	82	0	532	80	394	80	2	556	74	295	72	0	441	86	329	152	4	571	2100
% Approach	26.3%	58.3%	15.4%	0%	-	14.4%	70.9%	14.4%	0.4%	-	16.8%	66.9%	16.3%	0%	-	15.1%	57.6%	26.6%	0.7%	-	-
% Total	6.7%	14.8%	3.9%	0%	25.3%	3.8%	18.8%	3.8%	0.1%	26.5%	3.5%	14.0%	3.4%	0%	21.0%	4.1%	15.7%	7.2%	0.2%	27.2%	-
PHF	0.854	0.923	0.854	-	0.917	0.909	0.872	0.870	0.500	0.891	0.804	0.858	0.818	-	0.875	0.935	0.904	0.864	0.500	0.933	0.943
Lights	138	300	82	0	520	78	389	79	2	548	71	293	71	0	435	81	323	146	4	554	2057
% Lights	98.6%	96.8%	100%	0%	97.7%	97.5%	98.7%	98.8%	100%	98.6%	95.9%	99.3%	98.6%	0%	98.6%	94.2%	98.2%	96.1%	100%	97.0%	98.0%
Articulated Trucks	0	0	0	0	0	1	1	0	0	2	0	0	0	0	0	1	2	0	0	3	5
% Articulated Trucks	0%	0%	0%	0%	0%	1.3%	0.3%	0%	0%	0.4%	0%	0%	0%	0%	0%	1.2%	0.6%	0%	0%	0.5%	0.2%
Buses and Single-Unit Trucks	2	10	0	0	12	1	4	1	0	6	3	2	1	0	6	4	4	6	0	14	38
% Buses and Single-Unit Trucks	1.4%	3.2%	0%	0%	2.3%	1.3%	1.0%	1.3%	0%	1.1%	4.1%	0.7%	1.4%	0%	1.4%	4.7%	1.2%	3.9%	0%	2.5%	1.8%

*L: Left, R: Right, T: Thru, U: U-Turn

N Council Rd & SH 66 - TMC

Thu Sep 18, 2025

Midday Peak (12:45 PM - 1:45 PM)

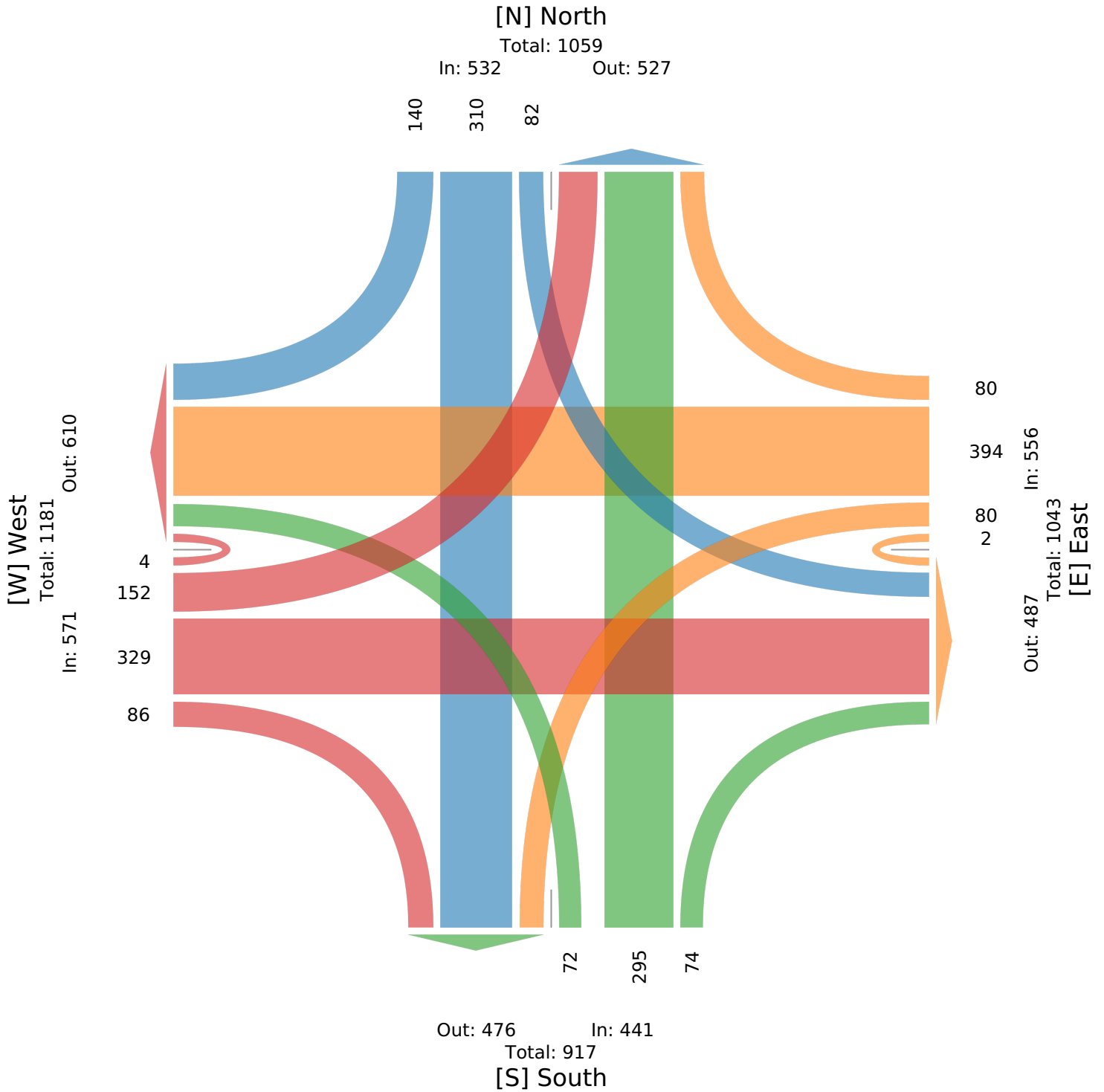
All Classes (Lights, Articulated Trucks, Buses and Single-Unit Trucks)

All Movements

ID: 1336609, Location: 35.515072, -97.654253



Provided by: Traffic Engineering Consultants, Inc.
2770 Washington Dr., Suite 100, Norman, OK, 73069, US



N Council Rd & SH 66 - TMC

Thu Sep 18, 2025

PM Peak (5 PM - 6 PM) - Overall Peak Hour

All Classes (Lights, Articulated Trucks, Buses and Single-Unit Trucks)

All Movements

ID: 1336609, Location: 35.515072, -97.654253



Provided by: Traffic Engineering Consultants, Inc.
2770 Washington Dr., Suite 100, Norman, OK, 73069, US

Leg Direction	North Southbound					East Westbound					South Northbound					West Eastbound					Int
	R	T	L	U	App	R	T	L	U	App	R	T	L	U	App	R	T	L	U	App	
2025-09-18 5:00PM	90	110	30	0	230	49	189	34	0	272	26	181	29	0	236	31	136	66	0	233	971
5:15PM	96	110	13	0	219	56	192	19	0	267	20	179	38	0	237	35	144	72	0	251	974
5:30PM	65	98	27	0	190	42	205	39	1	287	27	103	29	0	159	29	155	54	0	238	874
5:45PM	67	109	41	0	217	40	152	18	1	211	21	181	25	0	227	33	138	63	0	234	889
Total	318	427	111	0	856	187	738	110	2	1037	94	644	121	0	859	128	573	255	0	956	3708
% Approach	37.1%	49.9%	13.0%	0%	-	18.0%	71.2%	10.6%	0.2%	-	10.9%	75.0%	14.1%	0%	-	13.4%	59.9%	26.7%	0%	-	-
% Total	8.6%	11.5%	3.0%	0%	23.1%	5.0%	19.9%	3.0%	0.1%	28.0%	2.5%	17.4%	3.3%	0%	23.2%	3.5%	15.5%	6.9%	0%	25.8%	-
PHF	0.828	0.970	0.677	-	0.930	0.835	0.900	0.705	0.500	0.903	0.870	0.890	0.796	-	0.906	0.914	0.924	0.885	-	0.952	0.952
Lights	317	426	111	0	854	186	736	110	2	1034	94	644	121	0	859	127	572	252	0	951	3698
% Lights	99.7%	99.8%	100%	0%	99.8%	99.5%	99.7%	100%	100%	99.7%	100%	100%	100%	0%	100%	99.2%	99.8%	98.8%	0%	99.5%	99.7%
Articulated Trucks	0	0	0	0	0	0	0	0	0	0	0	0	0	0	0	0	0	0	0	0	0
% Articulated Trucks	0%	0%	0%	0%	0%	0%	0%	0%	0%	0%	0%	0%	0%	0%	0%	0%	0%	0%	0%	0%	0%
Buses and Single-Unit Trucks	1	1	0	0	2	1	2	0	0	3	0	0	0	0	0	1	1	3	0	5	10
% Buses and Single-Unit Trucks	0.3%	0.2%	0%	0%	0.2%	0.5%	0.3%	0%	0%	0.3%	0%	0%	0%	0%	0%	0.8%	0.2%	1.2%	0%	0.5%	0.3%

*L: Left, R: Right, T: Thru, U: U-Turn

N Council Rd & SH 66 - TMC

Thu Sep 18, 2025

PM Peak (5 PM - 6 PM) - Overall Peak Hour

All Classes (Lights, Articulated Trucks, Buses and Single-Unit Trucks)

All Movements

ID: 1336609, Location: 35.515072, -97.654253



Provided by: Traffic Engineering Consultants, Inc.
2770 Washington Dr., Suite 100, Norman, OK, 73069, US

